

(12) INTERNATIONAL APPLICATION PUBLISHED UNDER THE PATENT COOPERATION TREATY (PCT)

(19) World Intellectual Property Organization
International Bureau



(43) International Publication Date
8 March 2001 (08.03.2001)

PCT

(10) International Publication Number
WO 01/16106 A1

(51) International Patent Classification⁷: C07D 213/30,
213/75, 213/65, A61K 31/4406, A61P 35/00

Chemicals, Inc., 1144, Togo, Mobara-shi, Chiba 297-0017 (JP).

(21) International Application Number: PCT/EP00/08421

(74) Agent: DÖRRIES, FRANK-MOLNIA & POHLMAN;
Triftstrasse 13, D-80538 München (DE).

(22) International Filing Date: 29 August 2000 (29.08.2000)

(81) Designated States (*national*): AE, AG, AL, AM, AT, AU, AZ, BA, BB, BG, BR, BY, BZ, CA, CH, CN, CR, CU, CZ, DE, DK, DM, DZ, EE, ES, FI, GB, GD, GE, GH, GM, HR, HU, ID, IL, IN, IS, JP, KE, KG, KP, KR, KZ, LC, LK, LR, LS, LT, LU, LV, MA, MD, MG, MK, MN, MW, MX, MZ, NO, NZ, PL, PT, RO, RU, SD, SE, SG, SI, SK, SL, TJ, TM, TR, TT, TZ, UA, UG, US, UZ, VN, YU, ZA, ZW.

(25) Filing Language: English

(26) Publication Language: English

(30) Priority Data:
11/242444 30 August 1999 (30.08.1999) JP

(84) Designated States (*regional*): ARIPO patent (GH, GM, KE, LS, MW, MZ, SD, SL, SZ, TZ, UG, ZW), Eurasian patent (AM, AZ, BY, KG, KZ, MD, RU, TJ, TM), European patent (AT, BE, CH, CY, DE, DK, ES, FI, FR, GB, GR, IE, IT, LU, MC, NL, PT, SE), OAPI patent (BF, BJ, CF, CG, CI, CM, GA, GN, GW, ML, MR, NE, SN, TD, TG).

(71) Applicant (*for all designated States except US*): SCHERING AKTIENGESELLSCHAFT [DE/DE]; Müllerstrasse 178, D-13353 Berlin (DE).

(72) Inventors; and

(75) Inventors/Applicants (*for US only*): ISHIBASHI, Masahiko [JP/JP]; Mitsui Pharmaceuticals, Inc., 1900-1, Togo, Mobara-shi, Chiba 297-0017 (JP). SAKABE, Masahiro [JP/JP]; Mitsui Pharmaceuticals, Inc., 1900-1, Togo, Mobara-shi, Chiba 297-0017 (JP). SAKAI, Ikuo [JP/JP]; Mitsui Pharmaceuticals, Inc., 1900-1, Togo, Mobara-shi, Chiba 297-0017 (JP). SUZUKI, Tsuneji [JP/JP]; Mitsui Chemicals, Inc., 1144, Togo, Mobara-shi, Chiba 297-0017 (JP). ANDO, Tomoyuki [JP/JP]; Mitsui

Published:

- *With international search report.*
- *Before the expiration of the time limit for amending the claims and to be republished in the event of receipt of amendments.*

For two-letter codes and other abbreviations, refer to the "Guidance Notes on Codes and Abbreviations" appearing at the beginning of each regular issue of the PCT Gazette.



WO 01/16106 A1

(54) Title: BENZAMIDE FORMULATION WITH HISTONE DEACETYLASE INHIBITOR ACTIVITY

(57) Abstract: There are provided pharmaceutical formulations with improved oral absorptivity and injections that contain, as active ingredients, high concentrations of benzamide derivatives and their pharmaceutically acceptable salts, which are useful as histone deacetylase inhibitors. A pharmaceutical solution is prepared by dissolving a benzamide derivative or a pharmaceutically acceptable salt thereof in an organic solvent and/or acidic liquid, and a pharmaceutical formulation is prepared by adding a surfactant, an acidic substance and/or a polyethylene glycol. The present invention has enabled dissolution of benzamide derivatives or their pharmaceutically acceptable salts at high concentrations, to prepare practical injections and oral liquid formulations and improve absorptivity with oral administration.

DESCRIPTION

**BENZAMIDE FORMULATION WITH HISTONE DEACETYLASE INHIBITOR
ACTIVITY**

5

Field of the Invention

The present invention relates a pharmaceutical formulation with increased solubility containing benzamide derivative or a pharmaceutically acceptable salt thereof, which are useful as drugs, and especially anticancer drugs. In particular, it relates to a pharmaceutical formulation containing high concentration of active ingredient with improved oral absorptivity, that may also be used as injection.

15

Background Art

The benzamide derivatives used for the invention and their pharmaceutically acceptable salts have histone deacetylase inhibitory action, and are useful as therapeutic and/or ameliorating agents for disease connected with cellular growth, as effect enhancers for gene therapy, and as immunosuppressants. They exhibit particularly powerful effects as anticancer agents, and are effective for hematopoietic tissue tumors and solid tumors (Japanese Unexamined Patent Publication HEI No. 10-152462).

25

However, while the benzamide derivatives used for the invention have very satisfactory absorptivity when orally administered to mice and rats, some cases of low absorptivity have been found in dogs. Some cases of low absorptivity with oral administration have also been found even when the formulations are prepared using common additives such as lactose, corn starch, carboxymethyl cellulose, light anhydrous silicic acid, magnesium aluminometasilicate, magnesium stearate and titanium oxide. It has therefore been considered difficult to achieve stable blood concentration only with formulation for oral administration containing benzamide

35

derivative or salt thereof as an active ingredient.

It has also been attempted to dissolve benzamide derivatives or their pharmaceutically acceptable salts in water, phosphate buffer solution and the like to make liquid drugs or injections, but their low solubility has made it impossible to obtain formulations of sufficient concentration.

Thus, injections containing benzamide derivatives or their salts as active ingredients must have very large volumes because of the poor solubility of the active ingredients, and it has therefore been difficult to provide them as drugs.

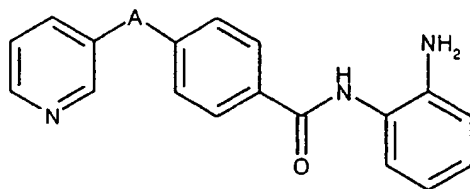
Disclosure of the Invention

It is an object of the present invention to provide formulations with increased solubility and improved oral absorptivity for benzamide derivatives and their pharmaceutically acceptable salts that are useful as histone deacetylase inhibitors, and to provide injections containing the active ingredient at high concentration.

In order to overcome the problems described above, the present inventors have conducted diligent research on addition of various additives to benzamide derivatives and their pharmaceutically acceptable salts to improve solubility and absorptivity, and as a result the present inventors have completed the present invention upon finding that this object can be achieved by using certain types of additives.

In other words, the present invention provides:

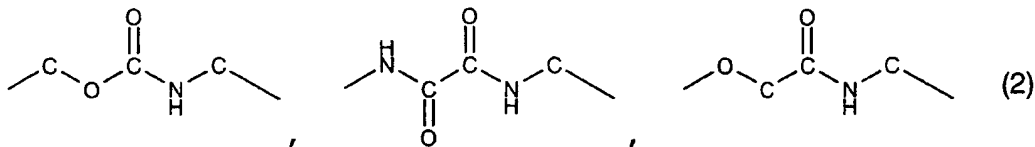
[1] A pharmaceutical formulation comprising a benzamide derivative represented by formula (1):



(1)

wherein A represents a structure represented by any one

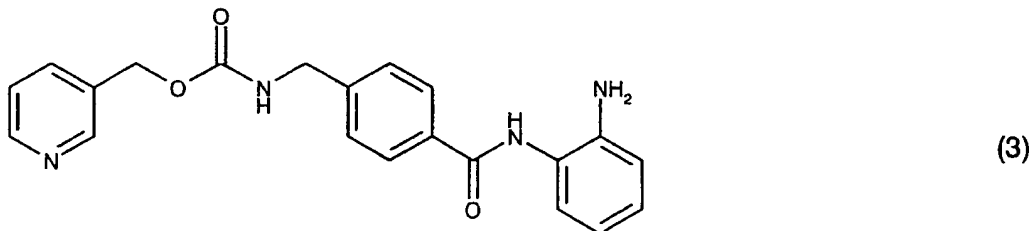
of the following in formula (2):



or a pharmaceutically acceptable salt thereof, and one or more than one selected from the group consisting of
 5 surfactants, acidic substances, organic solvents and polyethylene glycols;

[2] The pharmaceutical formulation according to [1] further comprising water;

10 [3] The pharmaceutical formulation according to [1] or [2] wherein the benzamide derivative is represented by formula (3):



15 [4] The pharmaceutical formulation according to any one of [1] to [3] wherein the surfactant is one or two selected from anionic surfactants and nonionic surfactants;

20 [5] The pharmaceutical formulation according to any one of [1] to [4] wherein the acidic substance is one or more than one selected from the group consisting of mineral acids, carboxylic acids, sulfonic acids, acidic polysaccharides, acidic amino acids, and salts of an amino acid and a mineral acid;

25 [6] The pharmaceutical formulation according to any one of [1] to [5] wherein the organic solvent is one or more than one selected from the group consisting of methanol, ethanol, propylene glycol, glycerin, propylene carbonate and dimethylacetamide;

[7] The pharmaceutical formulation according to any one of [1] to [6] wherein the molecular weight of the polyethylene glycol is from 200 to 20,000;

5 [8] The pharmaceutical formulation according to any one of [4] to [7] wherein the anionic surfactant is sodium lauryl sulfate;

[9] The pharmaceutical formulation according to any one of [4] to [8] wherein the nonionic surfactant is a polyoxyethylene sorbitan fatty acid ester or a sugar ester;

10 [10] The pharmaceutical formulation according to [9] wherein the polyethylene sorbitan fatty acid ester is polysorbate 80;

[11] The pharmaceutical formulation according to [9] wherein the sugar ester is a sucrose ester of fatty acid;

15 [12] The pharmaceutical formulation according to any one of [5] to [11] wherein the mineral acid is hydrochloric acid, sulfuric acid or phosphoric acid;

[13] The pharmaceutical formulation according to any one of [5] to [11] wherein the carboxylic acid is citric acid, fumaric acid, adipic acid, tartaric acid, malic acid or acetic acid;

20 [14] The pharmaceutical formulation according to any one of [5] to [11] wherein the sulfonic acid is aminoethylsulfonic acid;

[15] The pharmaceutical formulation according to any one of [5] to [11] wherein the acidic polysaccharide is alginic acid;

30 [16] The pharmaceutical formulation according to any one of [5] to [11] wherein the acidic amino acid is aspartic acid or glutamic acid;

[17] The pharmaceutical formulation according to any one of [5] to [11] wherein the salt of an amino acid and a mineral acid is glycine hydrochloride, aspartic acid hydrochloride or glutamic acid hydrochloride.

35

BRIEF DESCRIPTION OF THE DRAWING

Fig. 1 shows serial changes in plasma concentrations

upon oral administration of the formulations obtained in Examples 2 to 4 and Comparative Example 1 to fasted male beagles with 20 ml of water.

Embodiment for Carrying Out the Invention

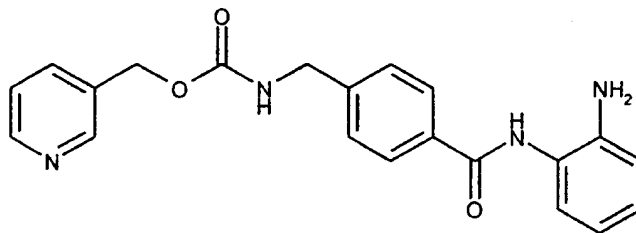
5 The present invention will now be explained in greater detail. Formulations are generally produced by including one or more additives to the active ingredient.

The benzamide derivatives as active ingredients for formulations, as represented by formula (1) according to the invention, are exemplified in Table 1, and these
10 compounds may be produced by the process described in, for example, Japanese Unexamined Patent Publication HEI No. 10-152462.

Table 1

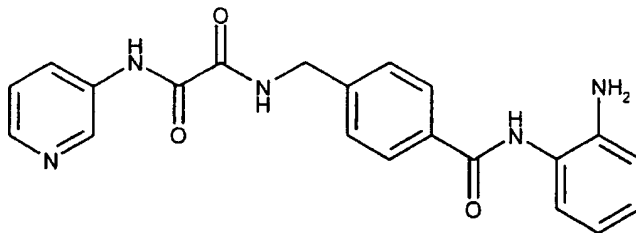
15

Compound 1



20

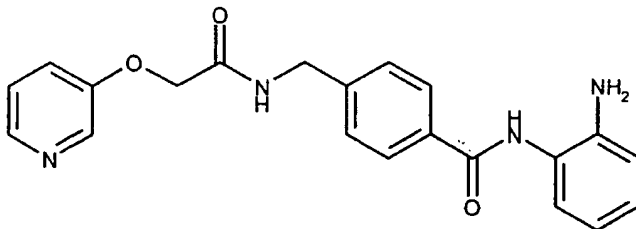
Compound 2



25

30

Compound 3



35

Surfactants to be used for the invention include anionic surfactants, cationic surfactants, nonionic surfactants, amphoteric surfactants and the like without particular restrictions; and sodium lauryl sulfate, polysorbate 80, sucrose ester of fatty acid and the like are preferably used alone or in combination.

Acidic substances to be used for the invention include mineral acids such as hydrochloric acid, sulfuric acid and phosphoric acid; carboxylic acids such as acetic acid, lactic acid, fumaric acid, tartaric acid, succinic acid, citric acid, oxalic acid, malonic acid, maleic acid, dl-malic acid, stearic acid and adipic acid; sulfonic acids such as aminoethylsulfonic acid; acidic polysaccharides such as alginic acid; acidic amino acids such as glutamic acid and aspartic acid; and salts of an amino acid and a mineral acid, such as glycine hydrochloride, aspartic acid hydrochloride and glutamic acid hydrochloride.

One or more than one acidic substance(s) can be used for the present invention.

These acidic substances may be formulated with the active ingredient together with a surfactant, an organic solvent, a polyethylene glycol and/or the like, but they may also be used as a solution in water.

Organic solvents to be used for the invention include methanol, ethanol, propylene glycol, glycerin, dimethylformamide and propylene carbonate, and one or more than one of these may be used, optionally in the form of a solution in water.

The polyethylene glycol used for the invention is not particularly restricted in terms of its molecular weight, but it preferably has a molecular weight in the range of 200 to 20,000, and more preferably in the range of 200 to 600. One or more than one type may be selected for use, optionally in the form of a solution in water.

A soft capsule encapsulating a liquid, a hard capsule encapsulating a liquid and the like according to the

present invention may be prepared by dissolving an appropriate amount of a benzamide derivative or its pharmaceutically acceptable salt,

5 (i) in a liquid comprising one or more than one selected from the group consisting of organic solvents, polyethylene glycols and surfactants;

(ii) in a liquid comprising water and one or more than one selected from the group consisting of organic solvents, polyethylene glycols and surfactants;

10 (iii) in a liquid comprising one or more than one acidic substance(s), water and one or more than one selected from the group consisting of organic solvents, polyethylene glycols and surfactants; or

15 (iv) in a liquid comprising one or more than one acidic substance(s) and water,

and making the soft capsule encapsulating a liquid, the hard capsule encapsulating a liquid and the like by a conventional method to those skilled in the art.

20 The organic solvent which is used for preparing the soft capsules, the hard capsules and the like includes methanol, ethanol, propylene glycol, glycerin, dimethylformamide and propylene carbonate; the polyethylene glycol which is used for preparing the soft
25 capsules, the hard capsules and the like includes polyethylene glycols of molecular weight 200 to 600; the surfactant which is used for preparing the soft capsules, the hard capsules and the like includes polysorbate 80; and the acidic substance which is used for preparing the
30 soft capsules, the hard capsules and the like includes mineral acids such as hydrochloric acid, sulfuric acid and phosphoric acid; carboxylic acids such as acetic acid, lactic acid, fumaric acid, tartaric acid, succinic acid, citric acid, oxalic acid, malonic acid, maleic
35 acid, dl-malic acid, stearic acid and adipic acid; sulfonic acids such as aminoethylsulfonic acid; acidic polysaccharides such as alginic acid; acidic amino acids

such as glutamic acid and aspartic acid; and salts of an amino acid and a mineral acid, such as glycine hydrochloride, aspartic acid hydrochloride and glutamic acid hydrochloride

5 According to the invention, a solid formulation such as a powder, granules, tablets, pills and capsules may be prepared by adding to the active ingredient and one or more than one substance selected from the group consisting of surfactants such as sodium lauryl sulfate
10 and sucrose ester of fatty acid; a polyethylene glycol such as polyethylene glycol 4000 and polyethylene glycol 6000; acidic substances including mineral acids such as hydrochloric acid, sulfuric acid and phosphoric acid; carboxylic acids such as acetic acid, lactic acid,
15 fumaric acid, tartaric acid, succinic acid, citric acid, oxalic acid, malonic acid, maleic acid, dl-malic acid, stearic acid and adipic acid; sulfonic acids such as aminoethylsulfonic acid; acidic polysaccharides such as alginic acid; acidic amino acids such as glutamic acid
20 and aspartic acid; and salts of an amino acid and a mineral acid, such as glycine hydrochloride, aspartic acid hydrochloride and glutamic acid hydrochloride, and further using an excipient, binder, disintegrator, lubricant, coating agent or the like for preparation,
25 according to a conventional method to those skilled in the art.

 Excipients to be used for the present invention include D-mannitol, lactose, sucrose, corn starch, crystalline cellulose and the like. Binders to be used
30 for the present invention include hydroxypropyl cellulose, polyvinylpyrrolidone, gelatin, glycerin, water and the like.

 Disintegrators to be used for the present invention include carmellose, carmellose calcium, sodium
35 carboxymethyl starch, low-substituted hydroxypropyl cellulose, partly pregelatinized starch, and the like. Lubricants to be used for the present invention include

acidic substance which is used for preparing the injection includes mineral acids such as hydrochloric acid, sulfuric acid and phosphoric acid; carboxylic acids such as acetic acid, lactic acid, fumaric acid, tartaric acid, succinic acid, citric acid, oxalic acid, malonic acid, maleic acid, dl-malic acid, stearic acid and adipic acid; sulfonic acids such as aminoethylsulfonic acid; acidic polysaccharides such as alginic acid; acidic amino acids such as glutamic acid and aspartic acid; and salts of an amino acid and a mineral acid, such as glycine hydrochloride, aspartic acid hydrochloride and glutamic acid hydrochloride.

Alternatively, after dissolving in water the one or more than one selected from the group consisting of these acidic substances, an appropriate amount of a benzamide derivative or its pharmaceutically acceptable salt may be dissolved therein to obtain an injection prepared by a conventional method to those skilled in the art. In this case, a surfactant such as sodium lauryl sulfate and/or a sucrose ester of fatty acid, and/or a polyethylene glycol such as polyethylene glycol 4000 and/or polyethylene glycol 6000 may be used together therewith to improve the solubility of the benzamide derivative.

There are no particular restrictions on the method of administration for the pharmaceutical formulation of the invention, and it may be administered by a method suitable for the preparation form, the age, gender and condition severity of the patient, and other factors. For example, tablets, pills, liquid drugs, syrups, suspensions, emulsions, granules and capsules are administered orally, while injections are administered intravenously either alone or in admixture with a conventional fluid solution comprising glucose, amino acids or the like; if necessary, they are administered intramuscularly, subcutaneously or intraabdominally.

The dose for these pharmaceutical formulations according to the invention may be appropriately selected

based on the method of administration, the age, gender and condition severity of the patient and other factors; however, the dose for most active ingredients may be about 0.0001 to 100 mg per day per kilogram of body weight. Amount of the active ingredient per unit dosage form is preferably included in the range of about 0.001 to 1000 mg.

Examples

The present invention will now be explained in further detail by way of examples and a comparative example. It is to be noted, however, that the present invention is not limited by these examples in any way.

Example 1

After thoroughly blending 100 mg of compound 1 with 10 ml each of 0.05 N hydrochloric acid solution, methanol, ethanol, propylene carbonate, polysorbate 80, polyethylene glycol 400, polyethylene glycol 300, glycerin, dimethylacetamide or propylene glycol at room temperature, the supernatant obtained by centrifugal separation of each mixture was separated off and used as a pharmaceutical solution. Comparative control samples were also prepared by thoroughly dissolving 100 mg of compound 1 with 10 ml each of purified water, sodium acetate buffer solution at pH 4.0 or sodium phosphate buffer solution at pH 6.8 at room temperature, and separating off the supernatant obtained by centrifugal separation. Table 2 shows a result of measuring the concentration of compound 1 in each sample by HPLC analysis. All of the samples of the present invention contained dissolved compound 1 at a concentration of 5 mg/ml or greater, which is a sufficient concentration for an injection. On the other hand, all of the comparative control samples contained dissolved compound 1 only at a concentration of 0.2 mg/ml or less, and therefore the concentration necessary for an injection could not be guaranteed.

Table 2: Comparison of solubility of compound 1 in solvent

Solvent		Compound 1 concentration (mg/ml)
Comparative Control Samples	water	0.04
	sodium acetate buffer, pH 4.0	0.2
	phosphate buffer, pH 6.8	0.04
Samples of present invention	0.05 N hydrochloric acid solution	14.0
	methanol	9.9
	ethanol	5.4
	propylene carbonate	17.5
	polysorbate 80	29.9
	polyethylene glycol 400	77.7
	polyethylene glycol 300	69.1
	glycerin	10.0
	dimethylacetamide	>100
propyleneglycol	54.6	

5 Example 2

10.13 g of polyethylene glycol 400 and 1.08 g of polysorbate 80 and 200 mg of compound 1 were mixed together and, the mixture was completely dissolved by ultrasonic treatment for 30 minutes with occasional mixing. The solution was filled into hard gelatin capsules so that the dosage can be 1.5 mg/kg based on body weight for dogs before administration, to prepare a pharmaceutical formulation.

15 Example 3

200 mg of compound 1, 700 mg of polyethylene glycol 4000, 800 mg of polyethylene glycol 6000, 600 mg of sodium lauryl sulfate and 1200 mg of sucrose ester of fatty acid were weighed out and mixed in an agate mortar, and the mixture was pulverized with a pestle. The mixed powder was filled into hard gelatin capsules so that the dosage can be 1.5 mg/kg based on body weight for dogs before administration, to prepare a pharmaceutical formulation.

Example 4

200 mg of compound 1, 1350 mg of glutamic acid hydrochloride and 1950 mg of D-mannitol were weighed out and mixed in an agate mortar, and the mixture was
5 pulverized with a pestle. The mixed powder was filled into hard gelatin capsules so that the dosage can be 1.5 mg/kg based on body weight for dogs before administration, to prepare a pharmaceutical formulation.

Comparative Example 1

10 200 mg of compound 1 and 1000 mg of D-mannitol were weighed out and mixed in an agate mortar, and the mixture was pulverized with a pestle. The mixed powder was filled into hard gelatin capsules so that the dosage can be 1.5 mg/kg based on body weight for dogs before
15 administration, to prepare a pharmaceutical formulation.

Example 5Solubility evaluation test in water

The content of each of the pharmaceutical formulations obtained in Examples 2 to 4 and Comparative
20 Example 1 was mixed with water, and the solubility was evaluated by measurement of concentration of compound 1 by HPLC or observation of clarity and color in the supernatant. Table 3 shows the solubility evaluation result based on measurement of concentration of compound
25 1 by HPLC or observation of clarity and color in each supernatant, after the content of each of the formulations obtained in Examples 2 to 4 and Comparative Example 1 (amount of compound 1 is 20 mg) was mixed with 1 to 1000 ml of purified water. According to the result
30 for Example 2, no precipitation of compound 1 was found with mixture of water at any proportion. For Examples 3 and 4, it was found that the solubility was about 4 times and about 100 times that of Comparative Example 1.

Table 3: Solubility of each pharmaceutical formulation in water

	Amount of water			
	1 ml	10 ml	250 ml	1000 ml
Example 2	○	○	○	○
Example 3	×	×	○	○
Example 4	×	○	○	○
Comp. Ex. 1	×	×	×	○

5 In the table, the symbol × represents no dissolution of compound 1, and the symbol ○ represents complete dissolution of compound 1.

Oral absorptivity evaluation test

10 The pharmaceutical formulations obtained in Examples 2 to 4 and Comparative Example 1 were orally administered to fasted male beagles with 20 ml of water.

15 Approximately 2.5 ml of blood was intravenously sampled into a heparinized container at 15, 30 and 45 minutes and 1, 2, 4, 6 and 9 hours after administration, and the blood was centrifuged and the plasma was collected. The active ingredient was separated by solid phase extraction from the plasma, and the concentration was measured by high performance liquid chromatography. The result is shown in Fig. 1. Examples 2 to 4 all had higher absorptivity than the comparative example 1.

20 Table 4 shows the pharmacokinetic parameters for the oral administration of the pharmaceutical formulations obtained in Examples 2 to 4 and Comparative Example 1 to the fasted male beagles with 20 ml of water. Examples 2 to 4 all exhibited a higher AUC and Cmax than those of the comparative example 1, and improved absorptivity with oral administration.

Table 4: Pharmacokinetic parameters for each pharmaceutical formulation

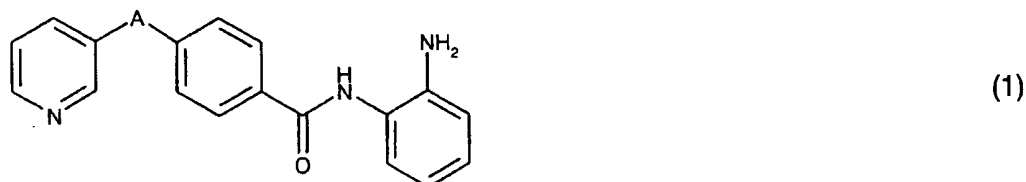
Formulation	AUCO 0-∞ (µg·hr/ml)	C _{max} (µg/ml)	T _{max} (hr)
Example 2	0.82	0.85	0.67
Example 3	0.83	0.52	1.08
Example 4	0.92	0.70	0.75
Comp. Ex. 1	0.31	0.25	0.42

5 The values in the table are average values with n=3.
 Industrial Applicability

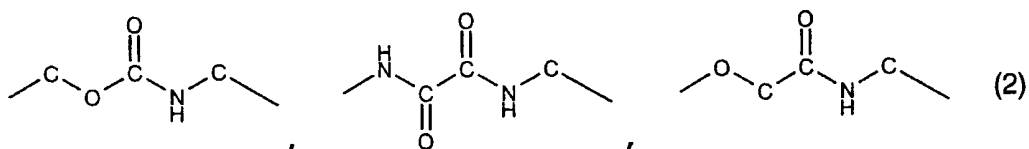
 Pharmaceutical solutions are prepared by dissolving
a benzamide derivative or a pharmaceutically acceptable
salt thereof in organic solvents and/or acidic liquids,
10 and pharmaceutical formulations are prepared by adding
surfactants, acidic substances and/or polyethylene
glycols to a benzamide derivatives or a pharmaceutically
acceptable salt thereof, thus providing pharmaceutical
formulations with high oral absorptivity and injections,
15 that contain as active ingredients high concentrations of
benzamide derivatives or their pharmaceutically
acceptable salts, which are useful as histone deacetylase
inhibitors.

CLAIMS

1. A pharmaceutical formulation comprising a benzamide derivative represented by formula (1):



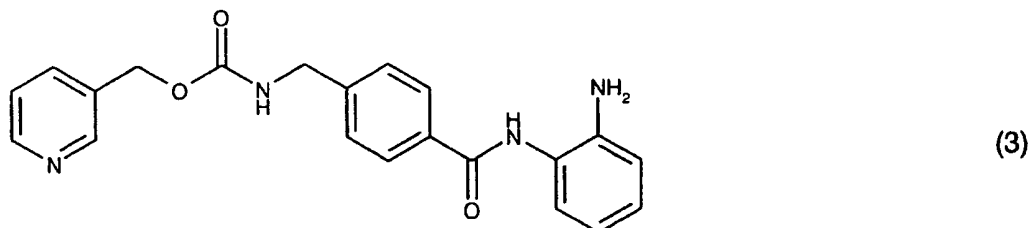
5 wherein A represents a structure represented by any one of the following in formula (2):



10 or a pharmaceutically acceptable salt thereof, and one or more than one selected from the group consisting of surfactants, acidic substances, organic solvents and polyethylene glycols.

2. The pharmaceutical formulation according to claim 1 further comprising water.

15 3. The pharmaceutical formulation according to claim 1 or 2 wherein the benzamide derivative is represented by formula (3):



20 4. The pharmaceutical formulation according to any one of claims 1 to 3 wherein the surfactant is one or two selected from anionic surfactants and nonionic surfactants.

5. The pharmaceutical formulation according to any

one of claims 1 to 4 wherein the acidic substance is one or more than one selected from the group consisting of mineral acids, carboxylic acids, sulfonic acids, acidic polysaccharides, acidic amino acids, and salts of an amino acid and a mineral acid.

5
6. The pharmaceutical formulation according to any one of claims 1 to 5 wherein the organic solvent is one or more than one selected from the group consisting of methanol, ethanol, propylene glycol, glycerin, propylene carbonate and dimethylacetamide.

10
7. The pharmaceutical formulation according to any one of claims 1 to 6 wherein the molecular weight of the polyethylene glycol is from 200 to 20,000.

15
8. The pharmaceutical formulation according to any one of claims 4 to 7 wherein the anionic surfactant is sodium lauryl sulfate.

20
9. The pharmaceutical formulation according to any one of claims 4 to 8 wherein the nonionic surfactant is a polyoxyethylene sorbitan fatty acid ester or a sugar ester.

10. The pharmaceutical formulation according to claim 9 wherein the polyethylene sorbitan fatty acid ester is polysorbate 80.

25
11. The pharmaceutical formulation according to claim 9 wherein the sugar ester is a sucrose ester of fatty acid.

12. The pharmaceutical formulation according to any one of claims 5 to 11 wherein the mineral acid is hydrochloric acid, sulfuric acid or phosphoric acid.

30
13. The pharmaceutical formulation according to any one of claims 5 to 11 wherein the carboxylic acid is citric acid, fumaric acid, adipic acid, tartaric acid, malic acid or acetic acid.

35
14. The pharmaceutical formulation according to any one of claims 5 to 11 wherein the sulfonic acid is aminoethylsulfonic acid.

15. The pharmaceutical formulation according to any

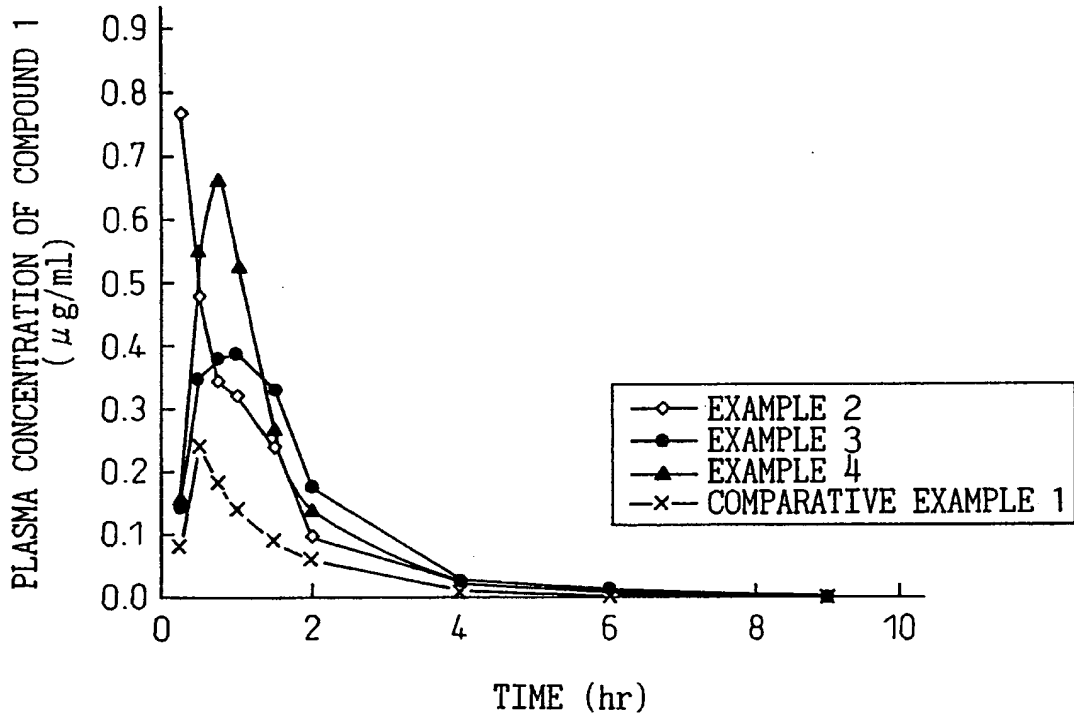
one of claims 5 to 11 wherein the acidic polysaccharide is alginic acid.

16. The pharmaceutical formulation according to any one of claims 5 to 11 wherein the acidic amino acid is aspartic acid or glutamic acid.

17. The pharmaceutical formulation according to any one of claims 5 to 11 wherein the salt of an amino acid and a mineral acid is glycine hydrochloride, aspartic acid hydrochloride or glutamic acid hydrochloride.

1/1

Fig.1



INTERNATIONAL SEARCH REPORT

International Application No

PCT/EP 00/08421

A. CLASSIFICATION OF SUBJECT MATTER
 IPC 7 C07D213/30 C07D213/75 C07D213/65 A61K31/4406 A61P35/00

According to International Patent Classification (IPC) or to both national classification and IPC

B. FIELDS SEARCHED

Minimum documentation searched (classification system followed by classification symbols)

IPC 7 C07D A61K A61P

Documentation searched other than minimum documentation to the extent that such documents are included in the fields searched

Electronic data base consulted during the international search (name of data base and, where practical, search terms used)

CHEM ABS Data, PAJ, EPO-Internal, WPI Data

C. DOCUMENTS CONSIDERED TO BE RELEVANT

Category *	Citation of document, with indication, where appropriate, of the relevant passages	Relevant to claim No.
E	DATABASE WPI Section Ch, Week 200064 Derwent Publications Ltd., London, GB; Class B05, AN 2000-658946 XP002158239 & JP 2000 256194 A (MITSUI CHEM INC), 19 September 2000 (2000-09-19) abstract	1-17
P, X	PATENT ABSTRACTS OF JAPAN vol. 2000, no. 02, 29 February 2000 (2000-02-29) & JP 11 302173 A (MITSUI CHEM INC), 2 November 1999 (1999-11-02) abstract	1-17

	-/--	

Further documents are listed in the continuation of box C.

Patent family members are listed in annex.

* Special categories of cited documents:

- *A* document defining the general state of the art which is not considered to be of particular relevance
- *E* earlier document but published on or after the international filing date
- *L* document which may throw doubts on priority claim(s) or which is cited to establish the publication date of another citation or other special reason (as specified)
- *O* document referring to an oral disclosure, use, exhibition or other means
- *P* document published prior to the international filing date but later than the priority date claimed

- *T* later document published after the international filing date or priority date and not in conflict with the application but cited to understand the principle or theory underlying the invention
- *X* document of particular relevance; the claimed invention cannot be considered novel or cannot be considered to involve an inventive step when the document is taken alone
- *Y* document of particular relevance; the claimed invention cannot be considered to involve an inventive step when the document is combined with one or more other such documents, such combination being obvious to a person skilled in the art.
- *&* document member of the same patent family

Date of the actual completion of the international search

23 January 2001

Date of mailing of the international search report

14/02/2001

Name and mailing address of the ISA

European Patent Office, P.B. 5818 Patentlaan 2
 NL - 2280 HV Rijswijk
 Tel. (+31-70) 340-2040, Tx. 31 651 epo nl,
 Fax (+31-70) 340-3016

Authorized officer

Diederens, J

INTERNATIONAL SEARCH REPORT

Intern. Patent Application No
PCT/EP 00/08421

C.(Continuation) DOCUMENTS CONSIDERED TO BE RELEVANT

Category *	Citation of document, with indication, where appropriate, of the relevant passages	Relevant to claim No.
A	EP 0 847 992 A (MITSUI CHEMICALS INC) 17 June 1998 (1998-06-17) table 4 page 46, line 9 - line 18 ---	1
A	SUZUKI, TSUNEJI ET AL: "Synthesis and Histone Deacetylase Inhibitory Activity of New Benzamide Derivatives" J. MED. CHEM. (1999), 42(15), 3001-3003 , XP002158227 table 1 ---	1
A	SAITO, AKIKO ET AL: "A synthetic inhibitor of histone deacetylase, MS-27-275, with marked in vivo antitumor activity against human tumors" PROC. NATL. ACAD. SCI. U. S. A. (1999), 96(8), 4592-4597 , XP002158228 abstract -----	1

INTERNATIONAL SEARCH REPORT

International Application No

PCT/EP 00/08421

Patent document cited in search report	Publication date	Patent family member(s)	Publication date
JP 2000256194 A	19-09-2000	NONE	
JP 11302173 A	02-11-1999	NONE	
EP 0847992 A	17-06-1998	JP 10152462 A	09-06-1998

magnesium stearate, calcium stearate, and the like.

Coating agents to be used for the present invention include hydroxypropylmethyl cellulose, methacrylic acid copolymers, hydroxypropylmethyl cellulose phthalate, and the like.

5 The tablets may be tablets that are surrounded with a general coating if necessary, such as sugar-coated tablets, gelatin-encapsulated tablets, enteric-coated tablets or film-coated tablets. Further the tablets can
10 be double-layered or multilayered tablets which have separate layers of the active ingredient, the acidic substance, the surfactant and the like.

An injection according to the present invention may be prepared by dissolving an appropriate amount of a
15 benzamide derivative or its pharmaceutically acceptable salt,

(i) in a liquid comprising one or more than one selected from the group consisting of organic solvents, polyethylene glycols and surfactants;

20 (ii) in a liquid comprising water and one or more than one selected from the group consisting of organic solvents, polyethylene glycols and surfactants;

(iii) in a liquid comprising one or more than one acidic substance(s), water and one or more than one
25 selected from the group consisting of organic solvents, polyethylene glycols and surfactants; or

(iv) in a liquid comprising one or more than one acidic substance(s) and water,

30 and making the injection by a conventional method to those skilled in the art.

The organic solvent which is used for preparing the injection includes methanol, ethanol, propylene glycol, glycerin, dimethylformamide and propylene carbonate; the polyethylene glycol which is used for preparing the
35 injection includes polyethylene glycols of molecular weight 200 to 600; the surfactant which is used for preparing the injection includes polysorbate 80; and the

THIS PAGE BLANK (USP 11)